

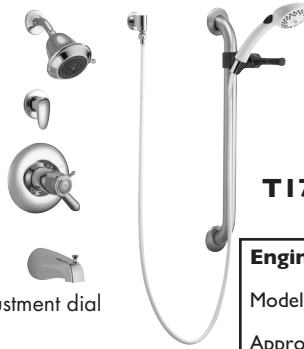
MultiChoice™ Universal Thermostatic Tub and Shower with Diverter Valve for Dual Showers

TECK®
COMMERCIAL



Specification: (example)

- R10700-UNWS** ROUGH-IN only
 - Concealed in-wall MultiChoice™ universal valve
 - Back-to-back capability, Integral screwdriver stops
 - **Heavy Duty forged brass** valve body
 - 1/2" Universal inlets to accept 1/2" copper, 1/2" iron pipe, PEX or CPVC adaptors
 - 1/2" Male thread inlets/outlets
 - In-wall diverter valve
 - FINISH TRIM ONLY:**
 - TempAssure® 17T Thermostatic cartridge
 - Polished chrome plated finish
 - ADA Compliant diverter handle
 - ADA Compliant lever volume control; temperature adjustment dial
 - Non-removeable red/blue temperature markings
- and ... with ... (add product variation)
with ... (add shower)



T17TH925

Engineer/Architect Approval

Model Specified:

Approval:

Date:

TUB AND SHOWER DESCRIPTION	PRODUCT NO.
ROUGH-IN with diverter valve & stops	R10700-UNWS
FINISH TRIM only	T17TH 5



PRODUCT VARIATION	SHOWER	HANDLE
0 <input type="checkbox"/>	0 Specify "0" When No Shower Outlet Required <input type="checkbox"/>	0 <input type="checkbox"/>
1 <input type="checkbox"/>	1 <input type="checkbox"/>	1 <input type="checkbox"/>
2 <input type="checkbox"/>	2 3-Function Touch-Clean Showerhead, Arm & Flange 2.5 USGPM (9.5 L/min.) <input type="checkbox"/>	2 <input type="checkbox"/>
3 Shower, Handshower, Diverter Valve, 610mm (24") S/S Grab Bar with ADA Slide 2.5 USGPM (9.5 L/min.) (1) (2) <input type="checkbox"/>	3 Touch- Clean Showerhead Arm & Flange 2.5 USGPM (9.5 L/min.) <input type="checkbox"/>	3 <input type="checkbox"/>
4 <input type="checkbox"/>	4 <input type="checkbox"/>	4 <input type="checkbox"/>
5 <input type="checkbox"/>	5 <input type="checkbox"/>	5 Metal Lever Volume Control Handle w/ Temperature Adjustment <input checked="" type="checkbox"/>
6 <input type="checkbox"/>	6 <input type="checkbox"/>	6 <input type="checkbox"/>
7 <input type="checkbox"/>	7 <input type="checkbox"/>	7 <input type="checkbox"/>
8 <input type="checkbox"/>	8 <input type="checkbox"/>	8 <input type="checkbox"/>
9 Tub & Shower (Same as No. 3 above) but with Diverter Spout (1) (2) <input type="checkbox"/>	9 <input type="checkbox"/>	9 <input type="checkbox"/>

(1) Product variations 3 and 9 require selection of the second showerhead from Shower Option No. 2 and 3. (2) Two check valves in handshower. Refer to www.specselect.com for individual models. Note: Use this page front and back as a product submittal sheet. See Page DSP-SHWA Rev. C for Add-On options available. See Page DSP-B-R10000-HDF for additional Rough-In options.

Delta reserves the right (1) to make changes in specifications and materials, and (2) to change or discontinue models, both without notice or obligation. Dimensions are for reference only. See current full-line price book or www.specselect.com for finish options and product availability.



TECK[®]
COMMERCIAL

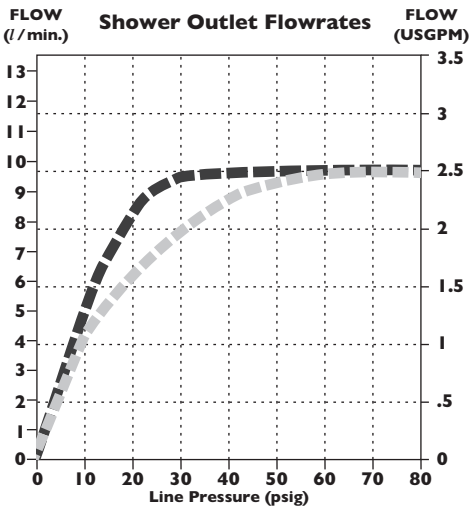
MultiChoice™ Universal Thermostatic Tub and Shower with Diverter Valve for Dual Showers

Approvals:

- CSA certified
- Complies to ASME A112.18.1
- P/B and Diverter Lever Handles ADA Compliant and meet Handicapped Accessibility Standard ASME A117.1 of less than 5 lbs. operating force.
- Pressure Balance Valve ASSE 1016
- Handshower back flow protection provided by two integral certified check valves in series, which operate independently, ASME A112.18.3 and ASME A112.18.1 / CSA B125.1.
- IAPMO listed

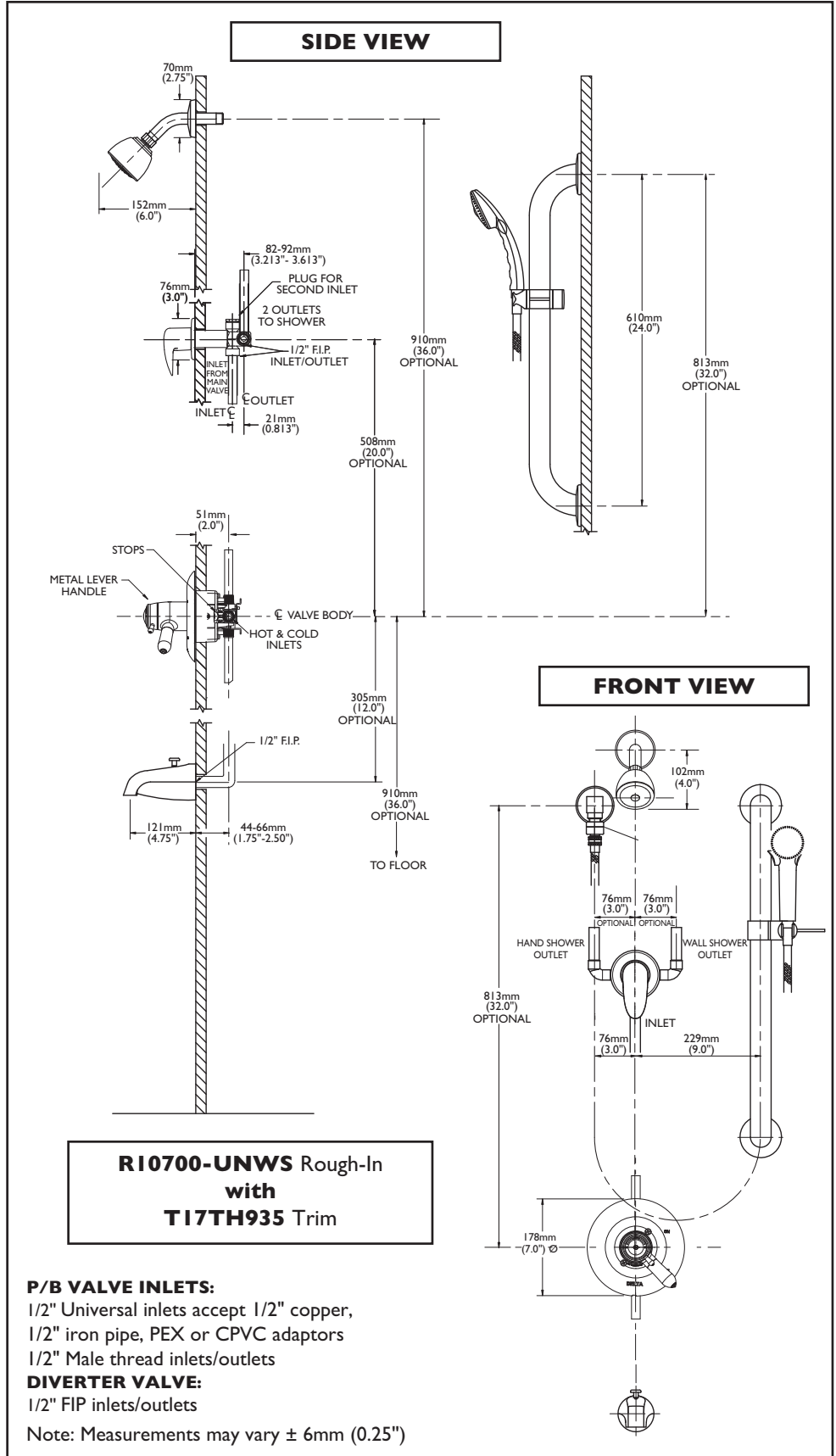
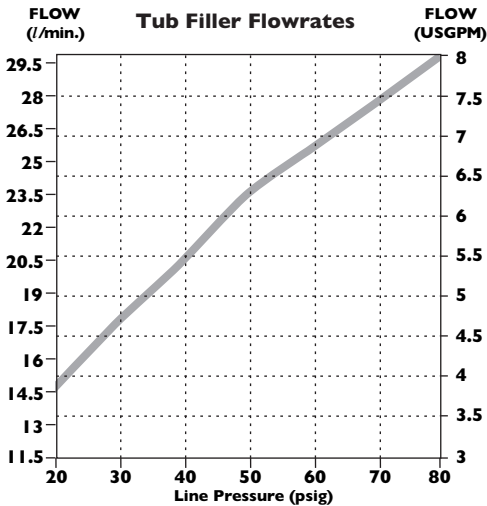
(Contact Delta Representative for State and/or Local Approvals.)

FLOWRATE vs PRESSURE



Shower Outlets	
■	No. 2 (RP43381) & No. 3 (RP38357)
Product Variations	
■	No. 3 & 9 (RP7405)

FLOWRATE vs PRESSURE



Refer to www.specselect.com for individual models.

Note: Use this page front and back as a product submittal sheet.